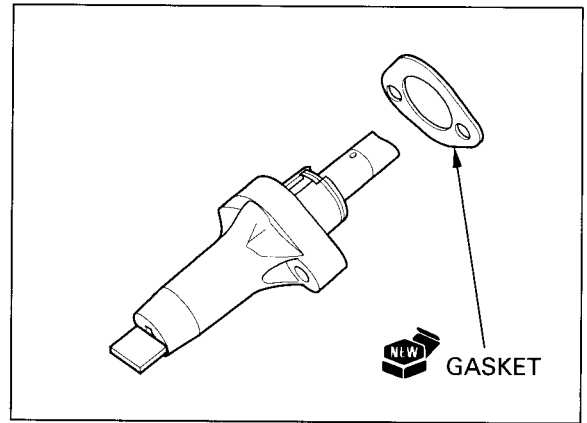


**INSTALLATION**

Install the new gasket onto the cam chain tensioner lifter.

**NOTE:**

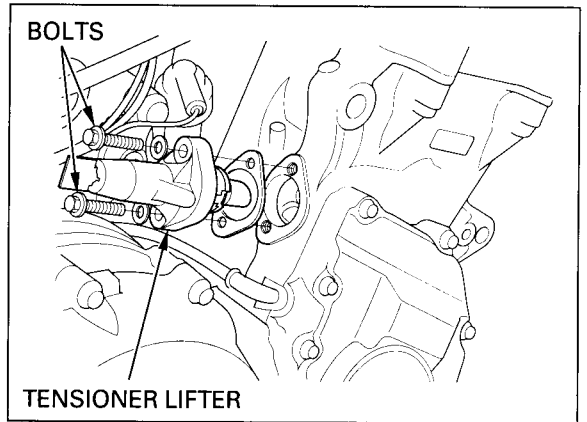
Note the direction of the gasket.



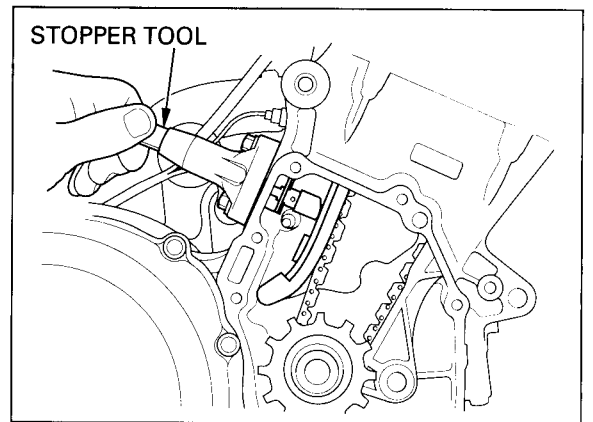
Install the cam chain tensioner lifter into the cylinder block.

Install the new sealing washers and bolts, then tighten the bolts to the specified torque.

**TORQUE:** 10 N·m (1.0 kgf·m , 7 lbf·ft)



Remove the stopper tool.



Install a new sealing washer and tighten the sealing bolt securely.

Install the lower cowl (page 2-4).

