


Remove the oil pump driven sprocket bolt/washer.  
Remove the oil pump drive/driven sprocket and drive chain as an assembly.

Remove the clutch outer guide.




## INSPECTION

### Clutch lifter bearing

Turn the inner race of the lifter bearing with your finger.

The bearing should turn smoothly and freely without excessive play.

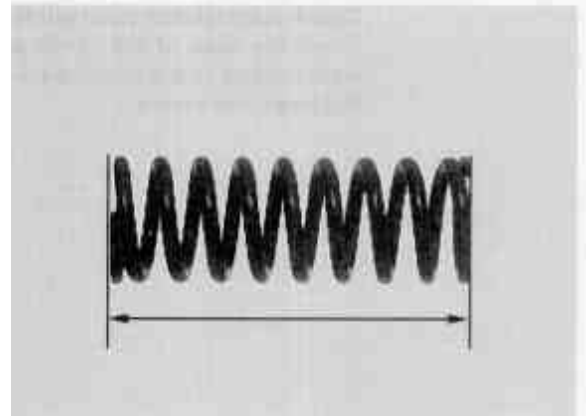
If necessary replace the bearing.



### Clutch spring

Measure the clutch spring free length.

**SERVICE LIMIT:** 56.2 mm (2.21 in)



### Clutch center

Check the grooves of the clutch center for damage of wear caused by the clutch plates.

Replace if necessary.

