
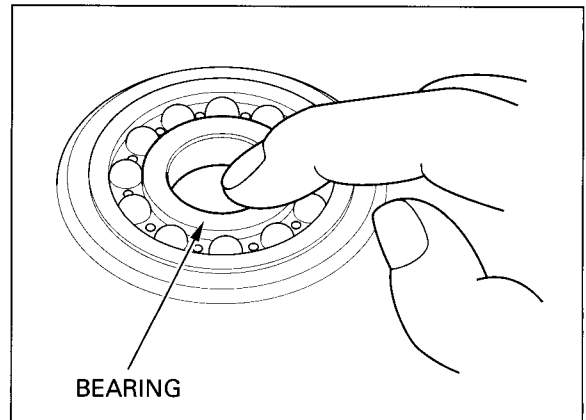


Remove the pivot collar.




Turn the inner race of right pivot bearings with your finger. The bearings should turn smoothly and quietly. Also check that the bearing outer race fits tightly in the hub.

Remove and discard the bearings if the races do not turn smoothly and quietly, or if they fit loosely in the pivot.



Remove the pivot collar and dust seals from the shock link pivot. Check the dust seals and collar for damage or fatigue. Check the needle bearing for damage.



PIVOT BEARING REPLACEMENT

Remove the snap ring.

