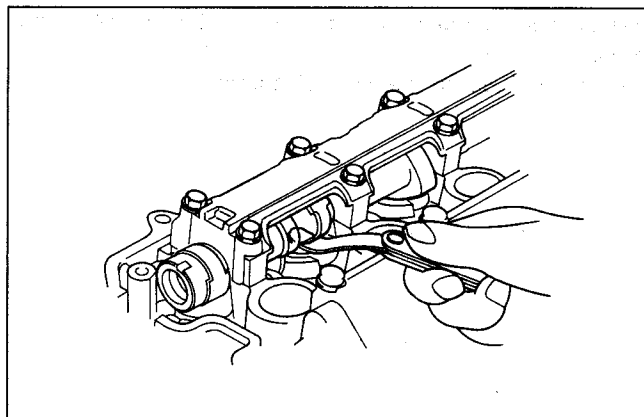
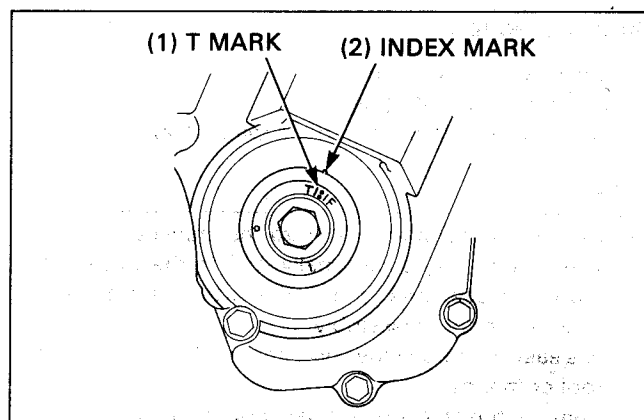


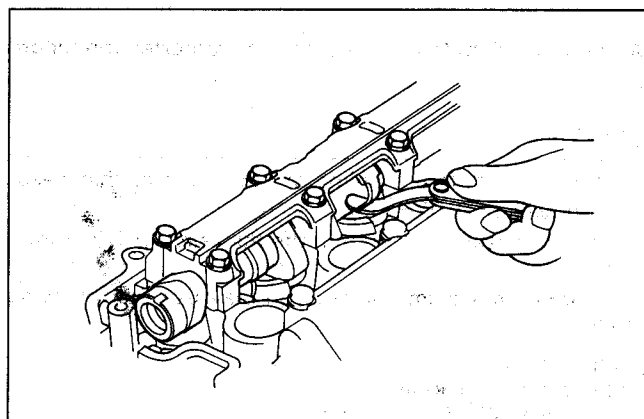
Insert a feeler gauge between the cam lode and valve lifter at the No.2 cylinder.
Measure and record the valve clearance.



Turn the crankshaft clockwise 1/2 turn (180°) and make sure T mark (notch mark) on the pulse generator rotor aligns with the index mark on the pulse generator cover.



Insert a feeler gauge between the cam lobe and valve lifter at the No.4 cylinder.
Measure and record the valve clearance.



Turn the crankshaft clockwise 1/2 turn (180°) and make sure the index line on the pulse generator rotor facing top.

