

## FUEL SYSTEM (Programmed Fuel Injection)


### AIR CLEANER HOUSING

#### REMOVAL/INSTALLATION


Remove the luggage box (page 3-8).

Disconnect the crankcase breather hoses from the air cleaner housing.


Loosen the connecting hose band screw and disconnect the connecting hose from the throttle body.



Disconnect the final reduction case breather hose from the air cleaner housing.



Remove the bolts and air cleaner housing.



*Route the hoses properly (page 1-17).*

Installation is in the reverse order of removal.

- Tighten the connecting hose band screw until the clearance between the screw and band end is  $7.0 \pm 1.0$  mm ( $0.28 \pm 0.04$  in)

