


Be careful not to damage the radiator fins.

Install the four radiator mounting bolts/washer, and tighten the bolts.

Install the spark plug wire band boss from the radiator base.




Connect the siphon hose and water hose to the radiator.

Fill and bleed the cooling system (page 7-8).

After installation, make sure the coolant does not leak.

Install the following:

- Luggage box (page 3-8)
- Right side body cover (page 3-4)




COOLING FAN

REMOVAL

Remove the following:

- Oil filler cap/dipstick (page 4-10)
- Exhaust pipe/muffler (page 3-13)
- PCV solenoid valve (page 6-58)
- Radiator (page 7-10)

Remove the bolts and radiator base.



Remove the following:

- O-ring
- Dowel pins
- Three bolts
- Cooling fan

