



CYLINDER HEAD/VALVES

Remove the cylinder head bolts.


Remove the cam shaft holder nuts in a crisscross pattern in two or three steps.
Remove the washers and camshaft holder.



Remove the dowel pins from the cylinder head.
Remove the cylinder head.



Remove the dowel pins and gasket.



CAMSHAFT HOLDER DISASSEMBLY

Screw the 5 mm bolt into the threaded hole in the rocker arm shaft and pull it out of the camshaft holder.

Remove the rocker arms.

