

## ALTERNATOR

### FLYWHEEL/STATOR

#### REMOVAL

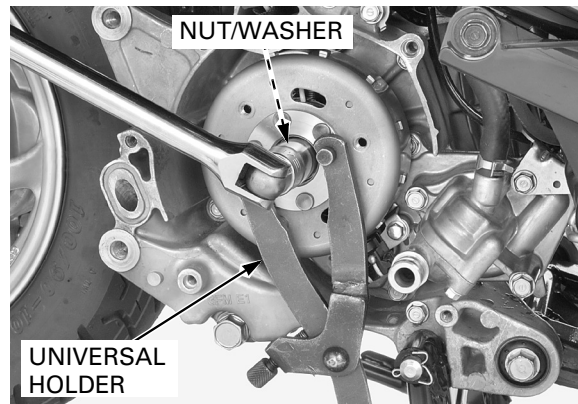
Remove the following:

- Body cover (page 3-9)
- Exhaust pipe/muffler (page 3-13)
- Cooling fan (page 7-11)


Hold the flywheel with the special tool and loosen the flywheel nut.

#### TOOL:

**Universal holder** **07725-0030000**




Remove the flywheel nut and washer.



Remove the flywheel using the special tool.

#### TOOL:

**Flywheel puller** **07733-0010000**



Disconnect the alternator 3P connector and CKP sensor 2P connector.

Release the alternator/CKP sensor wire from the wire bands and wire clamp.

