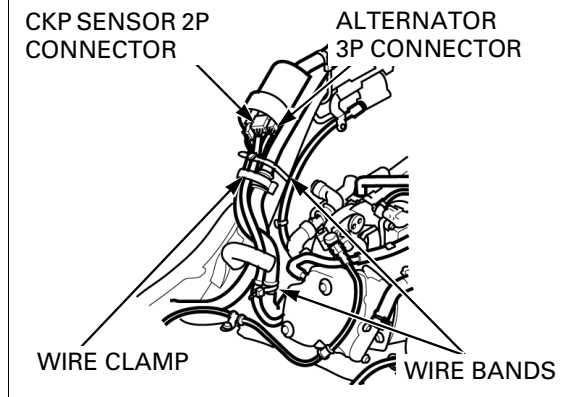


ALTERNATOR

Route the alternator/CKP sensor wire properly (page 1-17).

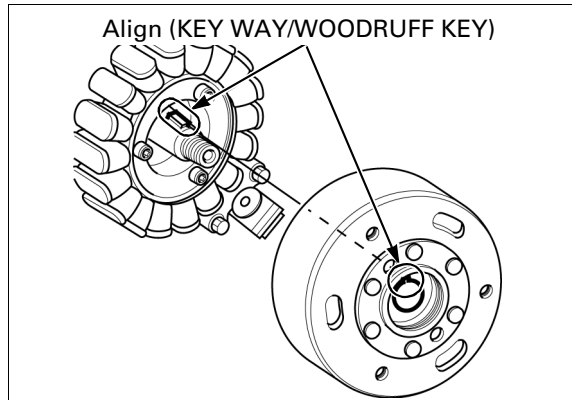
Secure the alternator/CKP sensor wire with the wire clamp and wire bands.

Connect the alternator 3P connector and CKP sensor 2P connector.




Degrease the mating surface of the crankshaft and flywheel.

Install the flywheel onto the crankshaft by aligning the key way on the flywheel with the woodruff key on the crankshaft.



Install the washer and flywheel nut.



Hold the flywheel with the special tool and tighten the nut to the specified torque.

TOOLS:

Universal holder 07725-0030000

TORQUE: 59 N·m (6.0 kgf·m, 44 lbf·ft)

Install the following:

- Cooling fan (page 7-12)
- Exhaust pipe/muffler (page 3-13)
- Body cover (page 3-9)

