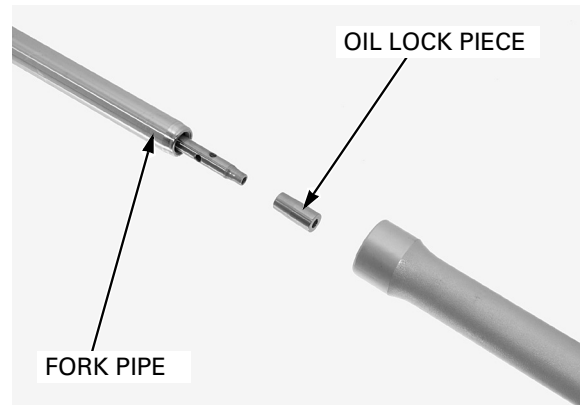
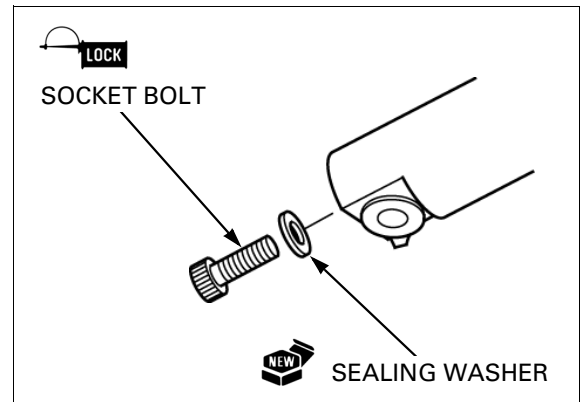


Install the oil lock piece to the fork piston.
Install the fork pipe into the fork slider.



Clean the socket bolt threads and apply locking agent to the bolt threads.

Install the socket bolt with a new sealing washer into the fork piston.

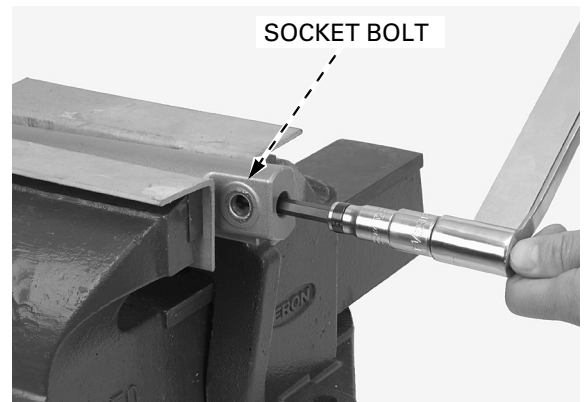


Hold the fork slider in a vise with soft jaws or a shop towel.

Tighten the fork socket bolt to the specified torque.

TORQUE: 20 N·m (2.0 kgf·m, 15 lbf·ft)

If the fork piston turns together with the socket bolt, temporarily install the fork spring and fork cap bolt.



Install the back-up ring over the fork pipe and seat it on the fork slider.

