

FRONT WHEEL/SUSPENSION/STEERING

Refer to torque wrench reading information, on service information (page 15-3).

Tighten the steering stem adjusting nut/upper inner race to the specified torque.

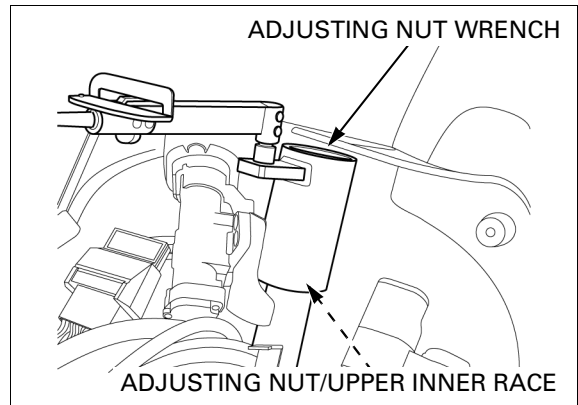
TOOL:

Adjusting nut wrench **07SMA-GBC0100**

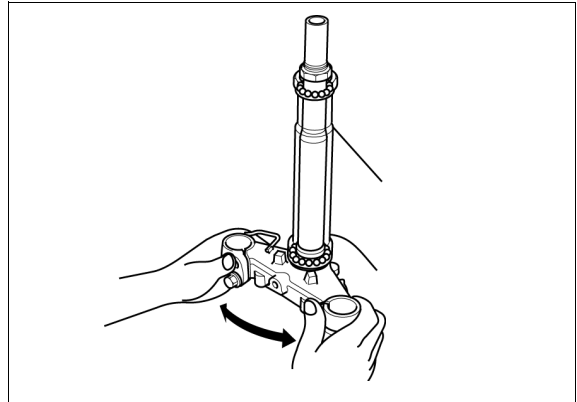
TORQUE:

Actual: 10 N·m (1.0 kgf·m, 7 lbf·ft)

Indicated: 8.1 N·m (0.82 kgf·m, 5.9 lbf·ft)

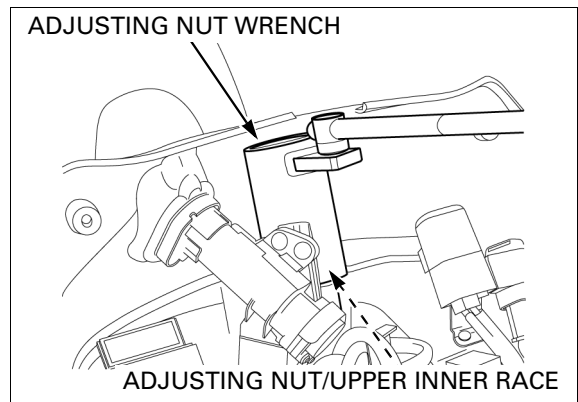


Turn the steering stem lock-to-lock several times to seat the bearing.



Temporarily loosen the steering stem adjusting nut/upper inner race completely.

Tighten the adjusting nut/upper inner race fully by hand, then loosen it 45°.



Install the lock washer by aligning the tab of the lock washer and groove of the steering stem.
Install the steering stem lock nut.

